




1409A MARKER & TAIL

The 1409A LED is the ideal marker light for dump trucks and other heavy equipment. It is tough and durable as well as being flush mounted.

This versatile LED is a very popular choice as it can truly integrate into your machines design and is available in additional colour lens options.



TECHNICAL DATA

Housing Material: PC

Mounting Options: Flush

Lens Material: Amber & Red PC

Temperature range: -40 to +75 °C

Connector: Built in harness
Deutch (DT04-3P)

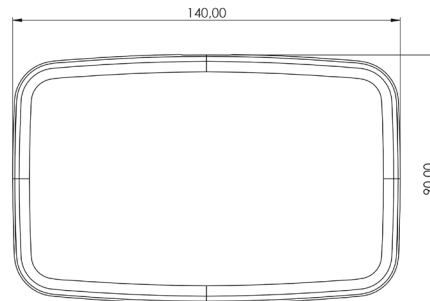
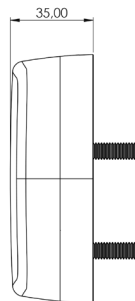
FEATURES

- Overheating Protection
- Over-voltage Protection
- Polarity Protection

TEST STANDARDS

- IP69K
- EN55025 / CISPR 25 Class 5

For further information visit www.tyriLights.com or contact your local sales team.



LENS COLOUR	VOLTAGE		AMP DRAW		POWER Watts	EMC EN55025 / CISPR25	ECE ECE Rating
	Machine	Operating	12 V	24 V			
Amber	24 V	18-32 V	- A	0.04 A	2 W	5	-
Red	24 V	18-32 V	- A	0.2 A	5 W	5	-

Product may not be available in all territories. Please check with your local TYRI office.

LED work lights are exposed to dirt, fertilizers, road salt, acids and more. For best performance and long lifetime, the lens and the cooling fins must be cleaned on a regular basis.