



V24 LIGHTBAR

Designed for the off road / 4x4 enthusiast, TYRI's modular light bar has a slim design and replaceable lens, making it ideal for the off road environment. This light can be bracket or surface mounted and the end pieces are removable for maximum flexibility in mounting options.

Providing 8,600 effective lumen light output, this stylish and powerful unit will light your way to adventure.




Available with standard reflector, standard reflector with fog lens (yellow) and black reflector.








TECHNICAL DATA

Housing Material:	Cast Aluminium
Mounting Options:	Hanging Standing Flush
Lens Material:	Polycarbonate
Temperature range:	-40 to +85 °C
Connector:	Deutsch (DT04-2P) built in. Mating part: DT06-2S
Weight:	3,25 kg / 7,15 lb
Light Patterns:	Narrow Symmetric

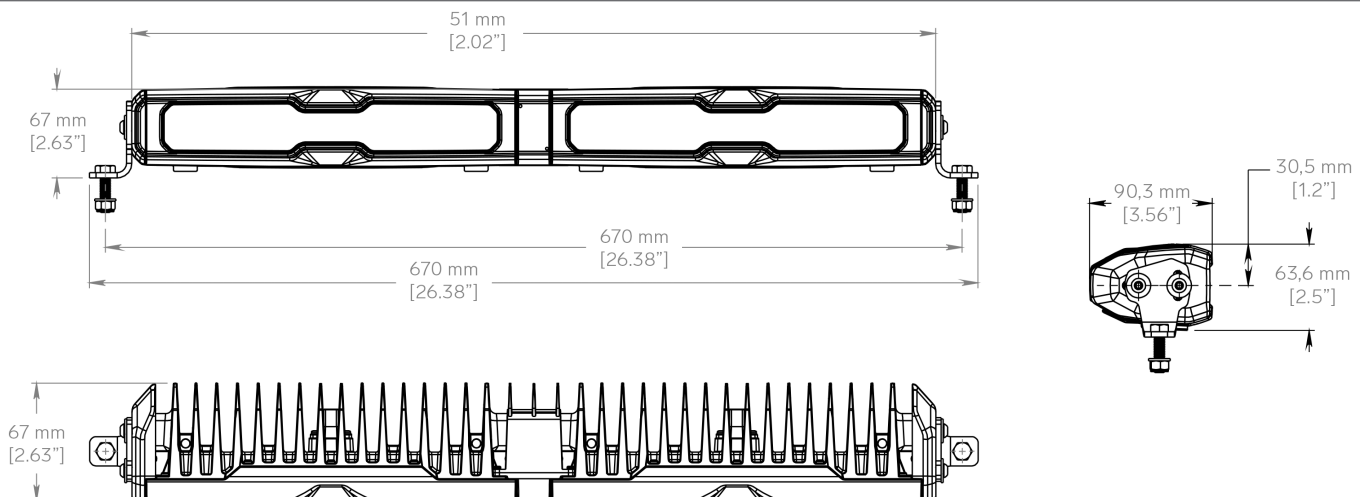
FEATURES

-  Overheating Protection
-  Over-voltage Protection
-  Polarity Protection

TEST STANDARDS

-  TBC
-  TBC
-  TBC
-  IP69K
-  EN55025/CISPR 25 Class 5
-  R10, see below

For further information visit www.tyrilights.com or contact your local sales team.





V24 LIGHTBAR

LIGHT OUTPUT	VOLTAGE		AMP DRAW		POWER	COLOR TEMP	LENS PATTERN	REFLECTOR	PART NO.	EMC	ECE
Effective Lumen	Machine	Operating	12 V	24 V	Watts	K				EN55025 / CISPR25	ECE Rating
8,600 eLm	12 V	9-16 V	11,6 A	-	140 W	5,700 K	Narrow Symmetric	Std	V12-008-1	5	R10
8,600 eLm	24 V	18-36 V	-	5,8 A	162 W	5,700 K	Narrow Symmetric	Std	V12-009-1	5	-
8,600 eLm	12 V	9-16 V	11,6 A	-	140 W	5,700 K	Narrow Symmetric	Black	V12-011-1	5	R10
8,600 eLm	12 V	9-16 V	11,6 A	-	140 W	5,700 K	Narrow Symmetric	Fog	V12-017-1	5	R10

LED work lights are exposed to dirt, fertilizers, road salt, acids and more. For best performance and long lifetime, the lens and the cooling fins must be cleaned on a regular basis.