



VL HIGH POWER




The VL High Power is a sleek LED work light with a stylish design and an impressive 3,200 lumen output. It's suitable for use in tight spaces on fire trucks, buses, and trucks, as well as forklifts, ATVs, cranes, and similar vehicles.








TECHNICAL DATA

Housing Material:	Cast Aluminium
Mounting Options:	Flush
Lens Material:	PC
Temperature range:	-40 to +85 °C
Connector:	Deutsch (DT04-2P) built in. Mating part: DT06-2S
Weight:	1,2 kg / 2,65 lb
Light Patterns:	Medium Symmetric Medium Asymmetric

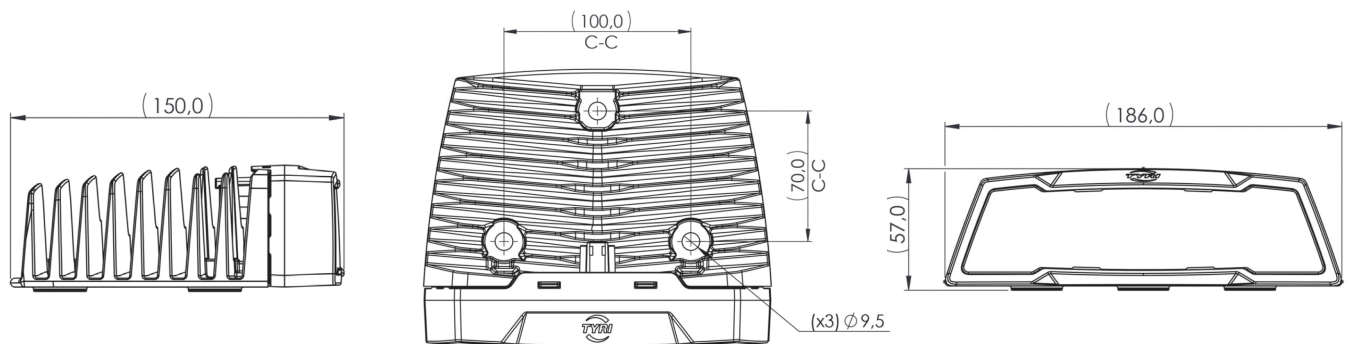
FEATURES

-  Overheating Protection
-  Over-voltage Protection
-  Polarity Protection

TEST STANDARDS

-  Salt Spray ASTM B117 48 h
-  Vibration 5-2000 Hz 3 Axis, 10 Grms
-  Shock Tested 50 Grms
-  IP69K
-  EMC EN55025 / CISPR 25 Class 5, ISO7637-2, ISO10605, ISO 16750-2, ISO11452-2, ISO11452-4, EN61000

For further information visit www.tyrilights.com or contact your local sales team.



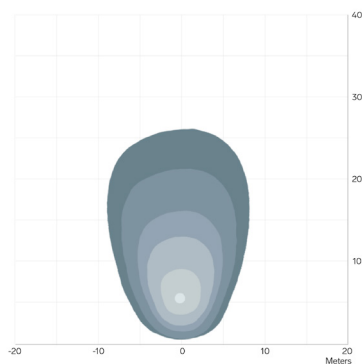


VL HIGH POWER

LIGHT OUTPUT	VOLTAGE		AMP DRAW		POWER	COLOR TEMP	LENS PATTERN	PART NO.	EMC	ECE
Effective Lumen	Machine	Operating	12 V	24 V	Watts	K			EN55025 / CISPR25	ECE Rating
3,200 eLm	12-24 V	9-32 V	3,2 A	1,6 A	45 W	5,700 K			5	-

TYPICAL LIGHT PATTERNS

Example for VI High Power / 3,200 effective lumen.

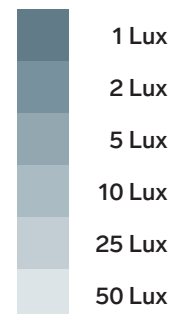


VL High Power / 3,200 eLm

Medium, 31° - 45°

3.0 m / -15°

Symmetric



LED work lights are exposed to dirt, fertilizers, road salt, acids and more. For best performance and long lifetime, the lens and the cooling fins must be cleaned on a regular basis.