



0606

The 0606 LED work light packs plenty of power despite its small size. It is suitable for confined spaces and used on forklift trucks, floor scrubbers, sweepers and other small machinery. The 0606 can also be mounted on truck mirrors due to its small stature.

Subjected to rigorous vibration testing and EMC class 4 & 5 according to EN55025 / CISPR25.



TECHNICAL DATA

Housing Material:	Cast Aluminium
Mounting Options:	Hanging Standing Side
Lens Material:	Polycarbonate
Temperature range:	-40 to +75 °C
Connector:	Deutsch (DT04-2P) built in. Mating part: DT06-2S
Weight:	280 g / 0,62 lb
Light Patterns:	Wide Symmetric Spot

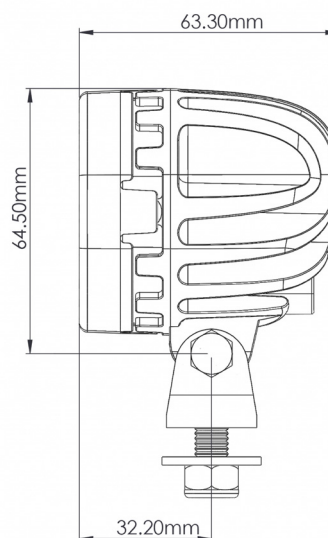
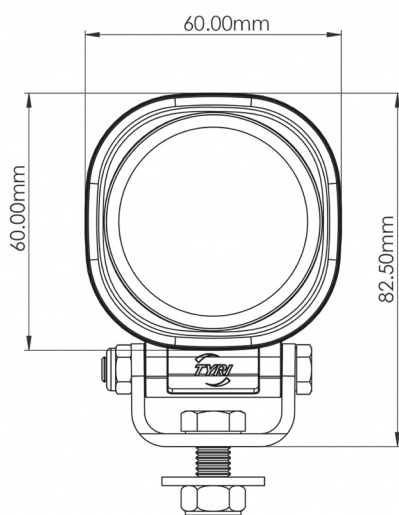
FEATURES

	Overheating Protection
	Over-voltage Protection
	Polarity Protection
	CE - marked

TEST STANDARDS

	Salt Spray ASTM B117 500 h
	Vibration 5-2000 Hz 3 Axis, 8 Grms
	Shock Tested 50 G 11 ms
	IP69K
	EN55025 / CISPR 25 Class 4 & 5, ISO7637-2, ISO10605, ISO16750-2, ISO11452-2
	R10

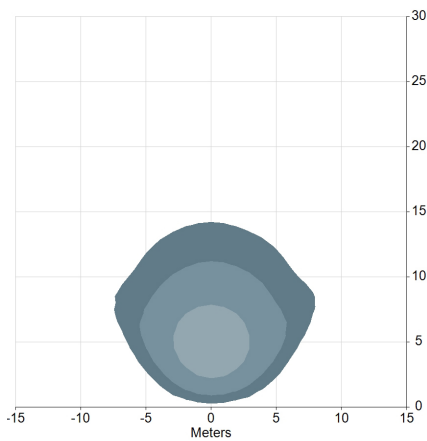
For further information visit www.tyrlights.com or contact your local sales team.



LIGHT OUTPUT	VOLTAGE		AMP DRAW		POWER	COLOUR TEMPERATURE	EMC	ECE
Effective Lumen	Machine	Operating	12 V	24 V	Watts	K	EN55025 / CISPR25	ECE Rating
700 eLm	12-48 V	9-60 V	1,2 A	0,6 A	13 W	5,700 K	4	R10
1,000 eLm	12 V	9-16 V	1,1 A	- A	13 W	5,700 K	5	R10
1,000 eLm	24 V	18-32 V	- A	0,6 A	13 W	5,700 K	5	R10

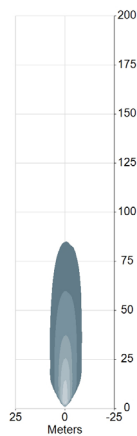
TYPICAL LIGHT PATTERNS

Example for 0606 / 1,000 effective lumen



0606 / 1,000 eLm

Wide, 45° +
3.0 m / -15°
Symmetric



0606 / 1,000 eLm

Spot
1.0 m / 0°
Symmetric

LED work lights are exposed to dirt, fertilizers, road salt, acids and more. For best performance and long lifetime, the lens and the cooling fins must be cleaned on a regular basis.