



HL COMPACT

The HL Compact is a space efficient LED headlight specifically designed to be installed on slow moving machines. It is an attractive drop in replacement for old halogen headlights on wheeled excavators, terminal tractors, wheel loaders and dump trucks. ECE R112, ECE R87, ECE R7 and ECE R10.



TECHNICAL DATA

Housing Material:	Cast Aluminium
Mounting Options:	Recessed
Lens Material:	PC
Temperature range:	-40 to +70 °C
Connector:	Deutsch (DT04-6P) with 150mm cable. Mating part: DT06-6S
Weight:	940 g / 2,07 lb
Light Patterns:	Low Beam High Beam

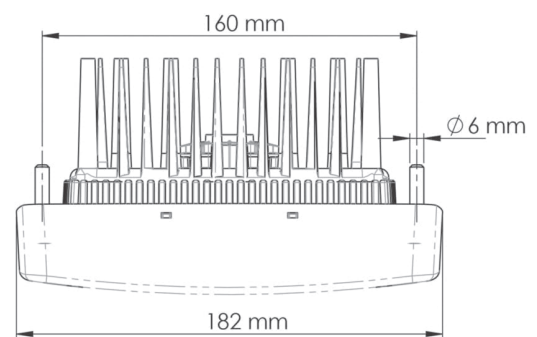
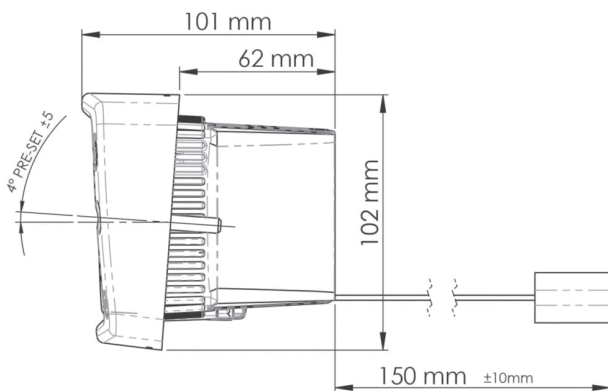
FEATURES

- Overheating Protection
- Over-voltage Protection
- Polarity Protection
- CE - marked

TEST STANDARDS

- Salt Spray ASTM B117 500 h
- Vibration 5-2000 Hz 3 Axis, 10 Grms
- Shock Tested 50 Grms
- IP69K
- R10 - EMC
R112 - Asymmetric headlight
R87 - Daytime running lamp
R7 - Position lamp

For further information visit www.tyriLights.com or contact your local sales team.



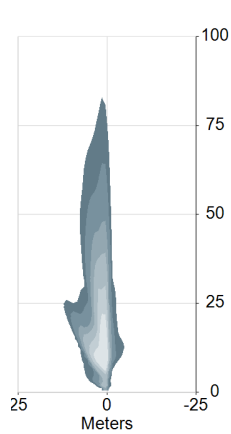


HL COMPACT

LIGHT FUNCTION	LIGHT OUTPUT	VOLTAGE		AMP DRAW		POWER	COLOUR TEMPERATURE	ECE
		Machine	Operating	12 V	24 V			
Low Beam	700 eLm	12 V	9-16 V	1,7 A	- A	24 W	6,000 K	R10 & 112
High Beam	1,500 eLm	12 V	9-16 V	3,3 A	- A	46 W	6,000 K	R10 & 112
DRL	NA	12 V	9-16 V	0,6 A	- A	8 W	NA	R87
Position Light	NA	12 V	9-16 V	0,08 A	- A	1 W	NA	R7
Low Beam	700 eLm	24 V	18-32 V	- A	1,0 A	24 W	6,000 K	R10 & 112
High Beam	1,500 eLm	24 V	18-32 V	- A	1,8 A	43 W	6,000 K	R10 & 112
DRL	NA	24 V	18-32 V	- A	0,4 A	8 W	NA	R87
Position Light	NA	24 V	18-32 V	- A	0,04 A	1 W	NA	R7

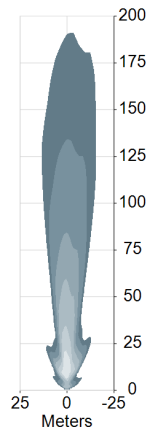
TYPICAL LIGHT PATTERNS

Example for HL Compact / 700 & 1,500 effective lumen



HL Compact / 700 eLm

Low Beam
1.0 m / 0°
Asymmetric



HL Compact / 1,500 eLm

High Beam
1.0 m / 0°
Symmetric

LED work lights are exposed to dirt, fertilizers, road salt, acids and more. For best performance and long lifetime, the lens and the cooling fins must be cleaned on a regular basis.