




1409A MARKER

The 1409A LED is the ideal marker light for dump trucks and other heavy equipment. It is tough and durable as well as being flush mounted. This versatile LED is a very popular choice as it can truly integrate into your machines design and is available in additional color lens options.



TECHNICAL DATA

Housing Material: PC

Mounting Options: Flush

Lens Material: Amber & Red PC

Temperature range: -40 to +75 °C

Connector: Built in harness
Deutch (DT04-3P)

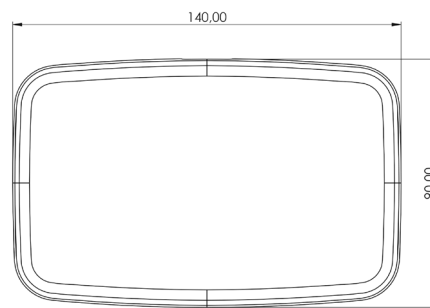
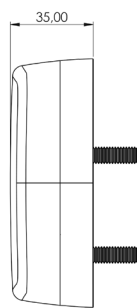
FEATURES

- Overheating Protection
- Over-voltage Protection
- Polarity Protection

TEST STANDARDS

- IP69K
- EN55025 / CISPR 25 Class 5

For further information visit www.tyrilights.com or contact your local sales team.



LENS COLOR	VOLTAGE		AMP DRAW		POWER	PART NO.	EMC	ECE
	Machine	Operating	12 V	24 V	Watts		EN55025 / CISPR25	ECE Rating
Amber	24 V	18-32 V	- A	0.04 A	2 W		5	-
Red	24 V	18-32 V	- A	0.2 A	5 W		5	-

LED work lights are exposed to dirt, fertilizers, road salt, acids and more. For best performance and long lifetime, the lens and the cooling fins must be cleaned on a regular basis.